

Medicine Highlights

Diener, H.C., Maier, C. (eds.):

Pain Therapy. Interdisciplinary Diagnostic and Treatment Strategies

Die Schmerztherapie. Interdisziplinäre Diagnose- & Behandlungsstrategien

4th Edition September 2011, ISBN: 978-3-437-21542-1, € 79,95



Relief for pain sufferers

This work offers all the important facts on clinical aspects, diagnosis, differentiation, and treatment of pain syndromes, as well as overviews of various therapy methods. Flow charts and tables support decision-making and treatment planning.

New in the fourth edition:

- New therapy recommendations,
- Updated medical treatment methods,
- Suggestions for billing and current fee schedules.

Of interest to:

Anesthesiologists, neurologists, orthopedists, internists

Reilich, P., Gröbli, C., Dommerholt, J.:

Myofascial Pain and Trigger Points.

Practical Atlas with Pathophysiology, Diagnosis, and Treatment Strategies

Myofasziale Schmerzen & Triggerpunkte.

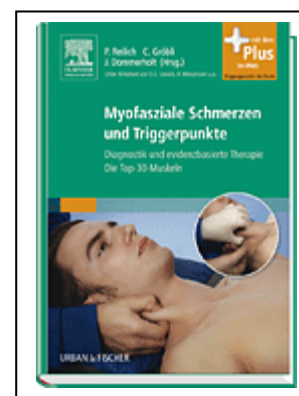
Diagnostik & evidenzbasierte Therapiestrategien

1st Edition September 2011, ISBN 078-3-437-23095-0, € 69,95

Myofascial pain correctly diagnosed and successfully treated

Based on solid science, this book presents pathophysiology, diagnosis, and therapy of myofascial pain syndromes.

- Atlas section with a wealth of high-quality figures,
- Emphasis on the 30 most important muscles, which are responsible for 80% of the cases seen in a practice setting,
- Precise instructions for targeted and complaint-specific treatment,
- Information on application of manual therapy and „dry needling“



Of interest to:

Physicians applying pain therapy, physicians with subspecialty qualification in Pain Therapy, neurologists, orthopedists, etc.

Hildebrandt, J., Pfingsten, M. (eds.):

Backache and the Lumbar Spine.

Interdisciplinary Practice Book - According to the German National Care Guidelines

Rückenschmerz und Lendenwirbelsäule.

Interdisziplinäres Praxisbuch - entsprechend den Nationalen Versorgungsleitlinien

2nd Edition October 2011, ISBN: 978-3-437-23251-0, €89,95



Evidence-based and in accordance with the 2010 German National Care Guidelines Low Back Pain

Fundamentals, diagnosis, and treatment of backache are discussed in a clear way and from the viewpoints of various disciplines.

- Evidence-based and in line with National Care Guidelines Low Back Pain,
- Interdisciplinary and comprehensive, from Anatomy to Psychosomatics,
- Coordinated care: How best to guide the patient through the health care delivery system?

Of interest to:

Orthopedists, physicians with additional qualification in Special Pain Therapy/ Manual Medicine/ Osteopathy

Magosch, P., Scheiderer, W., Habermeyer, P., Lichterberg, S. (eds.):

Conservative Therapy and Rehabilitation of Shoulder Disorders

Konservative Therapie und Rehabilitation von Schultererkrankungen

1st Edition November 2011, ISBN: 978-3-437-24195-6, € 149,95

Conservative shoulder treatment in a nutshell

What are the options for conservative treatment and rehabilitation of shoulder disorders? How are they implemented in detail? What is the best postoperative treatment plan?

Specific answers to these and many other questions are given in this book.

- Clear practical instructions for conservative treatment of shoulder disorders and rehabilitation procedures following shoulder surgery,
- all important facts at a glance: anatomy, biomechanics, diagnosis, pain therapy, treatment approaches,
- physiotherapy instructions: a wealth of figures with plenty of how-to-do-it details,
- instructions for drawing up treatment and rehabilitation plans.



Of interest to:

Orthopedists, traumatologists, physiotherapists

Fleischmann, T. (ed.):

Clinical Emergency Medicine. Centralized & Interdisciplinary Emergency Room Admissions

Klinische Notfallmedizin. Zentrale & Interdisziplinäre Notaufnahmen

1st Edition November 2011, ISBN: 978-3-437-23246-6; € 170,-

All you need to know in the Emergency Room

This book presents diagnosis, therapy, and risk assessment of relevant presenting conditions in an emergency room setting, i.e., illnesses, intoxications, and injuries, based on well-founded evidence, and transports the necessary background knowledge. The unique classification by symptoms reflects the work situation in the ER.

- Making a diagnosis,
- Drawing up a therapy plan,
- Initial treatment measures,
- Consultation with other specialty departments
- Consistent with European curriculum for specialty training in Emergency Medicine,
- With instructions for procedure and algorithms.



Of interest to:

Emergency department physicians

Weiss, G., König, B.:

Infection Management in Intensive Care Units. Recommendations for Diagnosis & Treatment of Nosocomial Infections

Infektionsmanagement auf Intensivstationen. Empfehlungen zur Diagnostik & Therapie nosokomialer Infektionen

1st Edition December 2011, ISBN 978-3-437-23135-3, € 61,95



Prevention and treatment of in-hospital infections

All the important, practice-relevant current knowledge on nosocomial infections:

- At-a-glance overview of the most important topics - tables and algorithms provide evidence-based instructions according to current guidelines
- Concise reference in a practical format to support targeted, successful treatment of nosocomial infections
- Information on monitoring and helpful instructions for correct antibiotic treatment.

Of interest to:

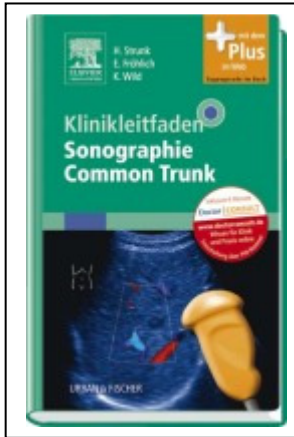
All physicians in ICUs, hospitalists (internists, anesthesiologists), surgeons, certified ICU physicians

Strunk, H., Fröhlich, E., Wild, K.:

Clinical Guide Sonography Common Trunk

Klinikleitfaden Sonographie Common Trunk

2nd Edition September 2011, ISBN: 978-3-437-22403-4, € 39,95



All the facts of sonography for study and reference

The ideal support book for sonography training as specified in the advanced specialization requirements—now consistently adapted to the needs of physicians in common-trunk advanced training in internal medicine.

- Transports all contents of sonography courses clearly and concisely,
- provides all physicians with practice-relevant assistance in diagnostic ultrasound in an everyday practice setting.

Of interest to:

Internists, primary care physicians, pediatricians, surgeons

Fröhlich, E., Strunk, H., Wild, K.:

Clinical Guide Sonography Gastroenterology

Klinikleitfaden Sonographie Gastroenterologie

1st Edition November 2011, ISBN 978-3-437-24920-4, € 39,95

On target!

All facets of sonography of the GI tract - concisely and close to clinical practice. All topics likely to crop up in clinical situations and many difficult questions that exceed these boundaries are presented.

This Clinical Guide starts where the basic knowledge presented in the Clinical Guide Sonography Common Trunk leaves off.

Of interest to:

Internists, primary care physicians, visceral surgeons, radiologists



Gaulrapp, H., Binder, C. (eds.):

Basic Course Sonographie of Joints and Soft Tissues.

Standard Sections and DEGUM Guidelines

Grundkurs Sonographie der Gelenke und Weichteile

Standardschnitte und Richtlinien entsprechend der DEGUM

1. Edition June 2011, ISBN 978-3-437-22115-6, €99,95



Learning and understanding sonography

Outstanding contents:

- All DEGUM standard sections are presented clearly and explained,
- Each view is precisely depicted with appropriate figures—anatomical structures (internal and external), position of the transducer on the body, ultrasound images, explanatory schema and structure of the ultrasound image,
- Brief, concise texts on adjustments and positioning, practical advice, indications,
- Clearly structured—easily understood basic statements for learning the important techniques correctly.

Of interest to:

Specialty trainees and physicians in independent practices, orthopedists, surgeons, rheumatologists

Scharf, H.P., Rüter, A., et al.:

Orthopedics and Trauma Surgery

Orthopädie und Unfallchirurgie

Facharztwissen nach der neuen Weiterbildungsordnung

2. Edition July 2011, ISBN 978-3-437-24401-8, € 179,-



Everything the „new“ specialist in Orthopedics and Trauma Surgery needs to know!


This work transports the entire spectrum of knowledge required of orthopedists and trauma surgeons under the new set of specialty certification requirements. It meets the needs of physicians who will attain their specialty certification under the new rules, as well as those of certified orthopedists or trauma surgeons striving to attain the new specialty title.

The new, second edition has been expanded by addition of the following chapters:

- Fractures of the proximal humerus
- Distal humerus fractures
- Proximal femur
- Distal femur

Of interest to:

Trainees in orthopedics and traumatology, certified orthopedists, certified traumatologists.



A selection of published and forthcoming titles from Elsevier Germany 2011
Contact: Cathrin Korz [c.korz@elsevier.com]

Winkler, K.H.:

Specialist Orthopedics Traumatology

Facharzt Orthopädie Unfallchirurgie

1. Edition May 2011, ISBN 978-3-437-23300-5, € 89,95

Ideal preparation for specialty board exams

The entire spectrum of specialized knowledge, presented compactly and clearly - perfect for implementation in daily practice.

- All chapters related to body regions were written in collaboration by orthopedists and traumatologists, in accordance with the latest scientific evidence and current guidelines.
- For each disorder: epidemiology, etiology, clinical presentation, diagnosis, differential diagnosis, treatment, complications, and prognosis.
- Individualized treatment options, standard therapy (including surgical access routes), and alternatives.



Of interest to:

Trainees and certified specialists in orthopedics and traumatology in hospitals and practices

Michalk, D., Schönau, E. (eds.):

Differential Diagnosis Pediatrics

Differenzialdiagnose Pädiatrie

3. Edition March 2011, ISBN 978-3-437-22531-4, € 99,95



From symptoms to diagnosis without a hitch!

As few tests as possible and a rapid diagnosis are particularly important in children. This book is a great aid in achieving that goal.

- 120 leading symptoms with differential diagnostic tables and well-designed flow charts,
- Specific instructions for efficient action to achieve a clear diagnosis,
- The new, third edition has been completely reviewed and corrected.

Of interest to:

Trainees and certified specialists in pediatric and adolescent medicine

Schaefer, C., Spielmann, H., Vetter, K., Weber-Schöndorfer, C. (eds.):

Medications during Pregnancy and Lactation English translation available soon!

Arzneimittel in Schwangerschaft und Stillzeit

8th Edition December 2011, ISBN 978-3-437-21203-1, € 77,95



Safety first!

Which medications are allowed in pregnant or lactating patients? What doses are permissible? What potential side effects must be considered? The expert authors help in assessing the risks, supporting safe decision-making.

New in the eighth edition:

- All chapters extensively revised or completely rewritten—oriented to the current pharmaceutical market
- Greatly expanded and restructured, e.g.:
 antirheumatic/immunomodulatory drugs, anti-infectious drugs, psychoactive drugs, antiepileptic agents, cytotoxic drugs, herbal remedies, diagnostic agents, radiation exposure (x-ray studies), immunizations, infections during lactation.

Of interest to:

OB-GYN specialists, human /medical geneticists, pharmacologists/toxicologists, pediatricians

Peters, U.H. (ed.):

Lexicon Psychiatry, Psychotherapy, Medical Psychology

Lexikon Psychiatrie, Psychotherapie, Medizinische Psychologie

6th Edition 2011, ISBN 978-3-437-15062-3, € 24,95


Psychiatry from A to Z

This lexicon explains more than 9.500 specialized terms in psychiatry, psychotherapy, and medical psychology. It covers both the historical development of older terminology and modern nomenclature.

English translations of each entry word provide optimum support for writing letters or when writing for publication. The English-German glossary in the appendix is a great aid, e.g. when reading original literature.

Of interest to:

Psychiatrists; primary care physicians interested in psychiatry, psychoanalysis, and psychosomatics; internists; gynecologists, etc.



Medical Student Highlights

Bräuer, L.:

Sobotta Flash Cards Bones, Ligaments, and Joints

Sobotta Lernkarten Knochen, Bänder und Gelenke

6th Edition September 2011, ISBN: 978-3-437-43024-4, € 21,95

Bräuer, L.:

Sobotta Flash Cards Viscera, Vessels and Nerves, and CNS

Sobotta Lernkarten Organe, Leitungsbahnen & ZNS

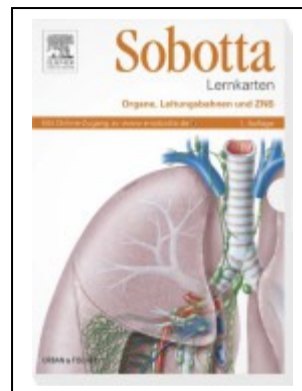
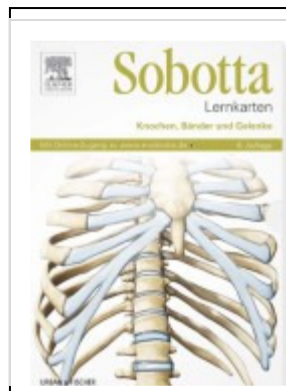
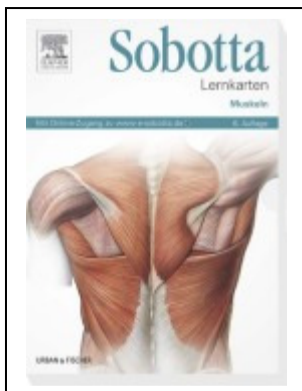
1st Edition September 2011, ISBN: 978-3-437-41372-8, € 21,95

Bräuer, L.:

Sobotta Flash Cards Muscles

Lernkarten Muskeln

6th Edition September 2011, ISBN: 978-3-437-42534-9, € 21,95



Ideal for studying on the run or preparing for oral quizzes and exams

Now featuring new figures from the 23rd German edition of the Sobotta Atlas!

These popular flash cards put fun into preparing for tests.


Each card contains a typical question that might actually occur in an exam, helping the user adjust to the exam situation. The answer to the question is on the reverse side of the same card.

The box contains a concise presentation of clinical and other relevant applications. Important terms and structures are highlighted for better orientation. The Latin terms are in accordance with the current Terminologia Anatomica.

The information on all cards is likely to be required in exams!

Of interest to:

Preclinical medical students



A selection of published and forthcoming titles from Elsevier Germany 2011
Contact: Cathrin Korz [c.korz@elsevier.com]

Lippert, H.:

Textbook Anatomy

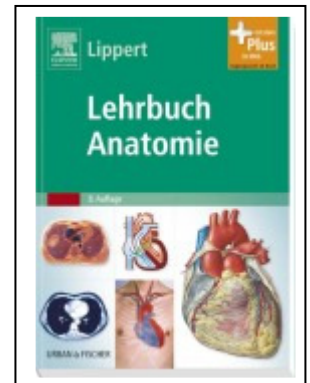
Lehrbuch Anatomie

8th Edition 2011, ISBN: 978-3-437-42365-9, € 49,95

Anatomy in practice! Studying made easy!

This popular textbook presents anatomy in an easily understandable and practice-oriented way. It shows why this subject is so important for a physician.

A wealth of examples from clinical practice make it clear that anatomy is far more than a mass of theoretical subject matter to be crammed before exams. At the same time, essential knowledge for anatomy exams conforms to current German curriculum requirements.



New in the eighth edition:

- completely updated with collaboration by established advisory committees,
- revision of the entire illustrative material,
- more than 300 simplified, memorable drawings,
- more than 150 new anatomical photographs of living subjects (physical examination, puncture sites),
- More than 180 new CT, MRI, and other digital images round off clinical anatomy.

Of interest to:

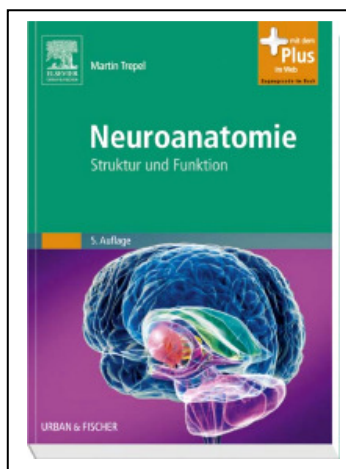
Preclinical medical students

Trepel, M.:

Neuroanatomy. Structure and Function

Neuroanatomie. Struktur und Funktion

5th Edition October 2011, ISBN 978-3-437-41299-8, € 36,95



The grand tour through the human nervous system

All students learning neuroanatomy appreciate Trepel. This textbook of neuroanatomy presents the subject matter in a practice-relevant and diversified way, from the nerve cell to complex tract systems.

Special features:

- Morphology, functions, and clinical aspects are explained in context.
- Numerous clinical references illustrate the effects of functional deficits.
- A wealth of clinical case studies gives the reader an opportunity to practice medical analysis.
- A summary and questions with answers at the end of each chapter are ideal for study and recapitulation.

Of interest to:

Preclinical medical students


Hehlmann, A.:

Leading Symptoms.

A Handbook for Students and Physicians

Leitsymptome

6. Edition March 2011, ISBN 978-3-347-42103-7, € 24,95



On target in exams and clinical situations!




Never at a loss - whether in identifying causes, asking the right questions regarding case history, tapping into background knowledge when evaluating symptoms, or ordering further diagnostic tests - „Leading Symptoms“ will guide you unerringly to the correct diagnosis.

Ideal for students and inexperienced physicians – fits into a cloak pocket and is chock-full of practical suggestions and boxed information.

Of interest to:

Clinical medical students

Good—Better—BASICS!



Allmendinger, S.:

BASICS Acupuncture

BASICS Akupunktur

2. Edition May 2011, ISBN 978-3-437-42317-8, €19,95

BASICS Acupuncture gives an overview of the entire field of acupuncture: its origins, how it works, what can be accomplished with it.

Of interest to:


Clinical medical students

Keppeler, P., Krämer, M., Scholz, L., Vater, J.;

BASICS Anesthesiology, Intensive Medicine & Pain Therapy

BASICS Anästhesie, Intensivmedizin & Schmerztherapie

2. Edition March 2011, ISBN 978-3-437-42347-5, € 19,95



A selection of published and forthcoming titles from Elsevier Germany 2011
Contact: Cathrin Korz [c.korz@elsevier.com]

A comprehensive overview - from the fundamentals of physiology and pharmacology to general and regional anesthesia. Added bonus: the most important topics in intensive medicine, emergency medicine, and pain therapy.

Of interest to:

Clinical medical students

Banholzer, J., Banholzer, P.:

BASICS Sonography

BASICS Sonographie

1st Edition July 2011, ISBN: 978-3-437-42586-8, € 18,95

Sonography for beginners

An introduction to sonography for inexperienced users!

This book will enable the reader to locate all organs, interpret sonographic images, and identify the most important disease entities. It follows the guidelines of the German Society for Ultrasound in Medicine (DEGUM), reduced to the most important points.

Each topic is presented in small portions on facing pages: attractive colors, easy to read, and packed with understandable figures in typical „Basics“-style. Contains many case studies.

Of interest to:

Clinical medical students, primary care physicians, young physicians in specialty training

Kauffmann, G.W., Sauer, R., Weber, W.:

Radiology. Imaging Methods, Radiotherapy, Nuclear Medicine, Radiation Protection

Radiologie. Bildgebende Verfahren, Strahlentherapie, Nuklearmedizin, Strahlenschutz

4th Edition September 2011, ISBN: 978-3-437-41417-6, € 42,95


Ideal for students

„Kauffmann“ is an easy introduction to radiology! Along with theoretical fundamentals, it concentrates on actual clinical application:

- introduction to the theoretical aspects of radiation physics, radiation chemistry, radiation protection, and apparatus,
- in-depth descriptions of the three areas of clinical application: diagnostic radiology, radiotherapy, and nuclear medicine,
- normal findings and important pathological findings, described on the basis of modern methods of diagnosis and treatment.


New in the fourth edition:

- Optimized image pool with high-quality figures of adequate size, and images of normal findings for comparison,
- Emphasis on practical application by focus on image inspection and morphology.



Of interest to:

Clinical medical students



A selection of published and forthcoming titles from Elsevier Germany 2011
Contact: Cathrin Korz [c.korz@elsevier.com]

Sitzer, M. Steinmetz, H.:


Textbook Neurology

Lehrbuch Neurologie

1st Edition September 2011, ISBN: 978-3-437-41442-8, € 49,95

Who's afraid of neurology?

At last: a textbook for clinical medical students that delivers the subject matter in just the right amounts, but is comprehensible and easy to read. All relevant clinical entities and their underlying pathophysiology are clearly explained.



This book provides:

- factual knowledge of neurology, clearly and systematically organized,
- didactic elements that effectively support reading and study, e.g. boxes highlighting important points in a clear manner that aids retention,
- a wealth of clinical case studies connecting theory and practice in an optimal way,
- special sections: „Illness as experienced by the patient“ and „Pharma information,“
- a detailed and well-explained chapter on physical examination.

Of interest to:

Clinical medical students

Dellas, C.:

Crash Course Pharmacology

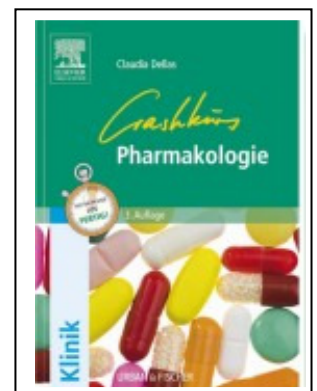
CrashKurs Pharmakologie

3rd Edition 2011, ISBN 978-3-437-41442-8, € 29,95

The checkup for exam readiness!

This crash course in pharmacology enables students to quickly fill any gaps in their knowledge of the subject matter. It provides optimum preparation for exams:

- All exam-relevant content is presented concisely in lists.
- Study time is reduced, because the essential facts one already knows serve as a basis for systematically adding on whatever may be missing.
- Each topic is clearly structured.
- The dual system of the text enables targeted, effective study.
- Key words in the margins help structure each topic mentally.
- The various active agents are discussed in detail, including effects, indications, and contraindications.
- 46 schematics depict important metabolic pathways and mechanisms of activity.



Of interest to:

Clinical medical students

Jacobi, B., Däubler, G., Rengier, F.:

Last Minute Physiology

Last Minute Physiologie

1st Edition December 2011, ISBN 978-3-437-43012-1, € 22,95

Späth, S.,

Last Minute Internal Medicine

Last Minute Innere Medizin

1st Edition November 2011, ISBN 978-3-437-43005-3, € 24,95

Holtmann, H.,

Last Minute Histology


Last Minute Histologie

1st Edition November 2011, ISBN 978-3-437-43015-2, € 16,95

Last Minute - when time is running out!

The books in the Last Minute series are the all-round weapon for passing exams!

They enable targeted recapitulation of the subject matter for optimum preparation.



Compact: The top exam topics in each subject area - the contents of each subject area are reduced to their relevance in exams and prioritized.

Clearly structured: The content is divided into practical study units, forming a scaffold for systematic study.

Study-friendly: Each unit ends with a „check-up“-box containing open questions. Clinical boxes highlight the most important clinical relationships, and maxims support retention of essential facts.

Exam-oriented: The optimum combination of book and online tools supports self-testing: review with the book, and assessment of knowledge online, where questions and answers from past German exams, both oral and written, are available.

Last Minute books give the user the assurance of having reviewed all the exam-relevant subject matter.

Of interest to:

Preclinical medical students

Complementary & Integrative Medicine

Dräger, K., van den Heede, P., Kleßen, H.:


Osteopathy - Architecture of Balance.

Theoretical & Practical Approaches to Therapeutic Action

Osteopathie - Architektur der Balance

Theoretische & praktische Zugänge zu therapeutischem Handeln

1. Edition April 2011, ISBN 978-3-437-58780-1; € 49,95



Osteopathy - gateway to the patient

Thinking, feeling, and acting are regarded in osteopathy as a unit that must be continually updated and adapted during the treatment process.

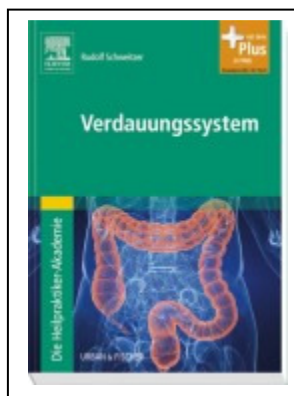
An osteopathic treatment concept is imparted that combines various established techniques with new insights and interactions.

Numerous practice-oriented photographs support the theoretical-practical understanding and development of a logical treatment approach.

This book provides both aspiring and experienced osteopathic physicians with explanatory models for what is perceived by the senses, but often eludes immediate interpretation and integration.

Of interest to:

Osteopathic physicians in training and practice; physiotherapists; naturopathic practitioners who use manual therapy



Schweitzer, R.:

The Naturopathic Practitioner Academy

Gastro-Intestinal Tract

Die Heilpraktiker-Akademie – Verdauungssystem

1. Edition March 2011, ISBN 978-3-437-58060-4, € 29,95

Comprehension, background information, qualification

All the facts on anatomy, physiology, and the most important clinical entities regarding the GI tract, from reflux esophagitis to acute abdomen.

Aspiring naturopathic practitioners will learn exam-relevant methods of the physical workup, such as palpation and percussion, as well as certain technical

methods.

Of interest to:

Students of naturopathic medicine in training and prior to exams

Schweitzer, R.:

The Naturopathic Practitioners' Academy. Dermatology


Die Heilpraktiker-Akademie. Dermatologie

1. Edition April 2011, ISBN 978-3-437-58100-7, € 24,95

The entire aspiring naturopathic practitioner needs to know in order to pass exams on anatomy, physiology, and relevant diseases of the skin, hair, and nails. Numerous full-color images of the conditions under discussion help to train the eye for diagnosis.

Of interest to:

Naturopathic practitioners in training and before exams



Schweitzer, R.:

The Naturopathic Practitioner Academy. Infectious Diseases and Forensic Framework

Die Heilpraktiker-Akademie. Infektionskrankheiten

1st Edition July 2011, ISBN: 978-3-437-58120-5, € 29,95



Understanding—derivation—retention

All the essential facts on one of the most important topics in official exams!

The subject matter is divided into bacterial, virus, and parasitic infections and diseases caused by prions.

The chapter Forensic Aspects“ describes the most important parts of the German law regulating protection against infections.

Added bonus: Immunization calendar and tried-and-true study aids.

Of interest to:

Naturopathic practitioners in training and preparing for exams

Schweitzer, R.:

The Naturopathic Practitioner Academy. Endocrinology and Metabolism

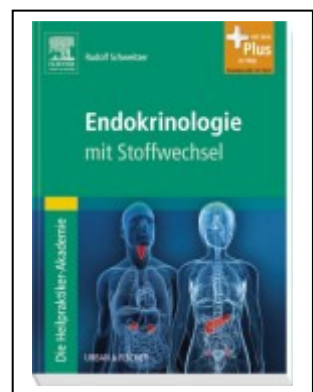
Die Heilpraktiker-Akademie. Endokrinologie mit Stoffwechsel

1st Edition August 2011, ISBN: 978-3-437-5850-5, € 25,95

All the essential knowledge for naturopathic practitioners –divided into manageable units

The entire spectrum of study and exams on endocrine glands, the hormones they produce, and the most important aspects of metabolism, covering:

- pituitary gland, hypothalamus, thyroid, adrenal gland, pancreas, and sex glands,
- for each organ: anatomy, physiology, examinations, and diseases,
- everything on metabolism of fat and calcium, including anatomy of the relevant organs and potential diseases.



Of interest to:


Naturopathic practitioners in training and preparing for exams

Schweitzer, R.:

The Naturopathic Practitioner Academy. Neurology and Psychiatry

Die Heilpraktiker-Akademie. Neurologie und Psychiatrie

1st Edition October 2011, ISBN 978-3-437-58110-6, € 27,95



Comprehension – derivation - retention

All the subject matter relevant to study and exams in anatomy, physiology and neurological examination of a patient, as well as important neurological disorders - ranging from meningitis to dementia.

The reader also learns all the exam-relevant facts on the most important psychiatric disorders.

Of interest to:

Naturopathic practitioners in training and before exams

Schweitzer, R.:

The Naturopathic Practitioner Academy. Urology and Andrology

Die Heilpraktiker-Akademie. Urologie mit Andrologie

1st Edition December 2011, ISBN 978-3-437-58070-3, € 26,95

The Naturopathic Practitioner Academy - all the facts, in manageable servings

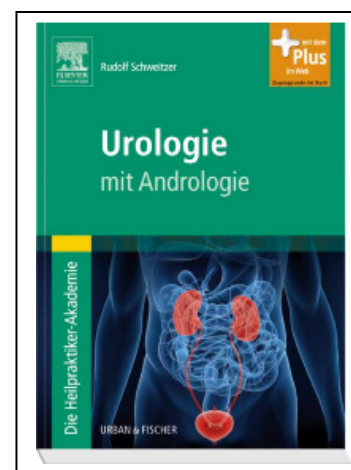
The first part of the book contains all the exam-relevant facts of urology.

The future naturopathic practitioner learns all the essential facts of anatomy and physiology of the kidneys and the lower urinary tract - including examination methods and typical disease entities, from simple urinary tract infections to nephrotic syndrome.

The second part of the book deals with anatomy, physiology, and important disorders and examination methods of the male genital tract.

Of interest to:

Naturopathic practitioners in training and before exams





Hoffmann, M., Fatrai, A. (eds.):

Chinese Medicine in Oto-Rhino-Laryngology

Chinesische Medizin in der Hals-Nasen-Ohrenheilkunde

1.Edition March 2011, ISBN 978-3-437-57640-9; € 56,95

Efficient treatment of ENT disorders

Many ENT complaints can be efficiently treated by Chinese medicine, alone or in combination with conventional therapy.

This book covers:

- Western medical and TCM approaches to diagnosis and treatment of ENT disorders,
- Physiology and pathophysiology of ENT disorders from the point of view of Chinese medicine,
- Treatment options for ENT disorders from the point of view of Chinese medicine, arranged according to Western diagnosis,
- Integration of all „pillars“ of TCM in the treatment plan: acupuncture, moxibustion, herbal therapy, diet, Tuina, Qigong,
- Involvement of the patient in the healing process – patient schooling with instructions for self-treatment and prevention (diet, Tuina, Qigong).

Of interest to:

Physicians and naturopathic practitioners who are learning or who employ TCM/acupuncture

Rappenecker, W., Kockrick, M.:

Atlas Shiatsu. The Meridians of Zen-Shiatsu

Atlas Shiatsu. Die Meridiane des Zen-Shiatsu

2nd Edition December 2011, ISBN 978-3-437-57341-5, € 69,95

Seeing and understanding

Learning the courses of the meridians according to Masunaga is one of the most sophisticated aspects of Shiatsu training. This book gives an impressive explanation in illustrations and words of all fourteen meridians and shows their pathways along the large joints. The detailed descriptions enable the best possible orientation for studying the courses of the meridians.


Numerous case studies help the reader recognize which facts are important and what must be considered in the individual clinical pictures.

The new, second edition has been completely revised, corrected and updated.

Of interest to:

Shiatsu therapists in training and practice, physiotherapists, masseuses





A selection of published and forthcoming titles from Elsevier Germany 2011
Contact: Cathrin Korz [c.korz@elsevier.com]

Angermaier, M.:

Guide Auricular Acupuncture. All French and Chinese Points

Leitfaden Ohrakupunktur. Mit allen französischen & chinesischen Punkten

5th Edition July 2011, ISBN: 978-3-437-5424-7, € 72,95

To the point!

Illustrations of the auricular points and information on their locations and indications are presented on facing pages—for quick orientation. Recommendations for points for therapy of pain therapy and many other conditions and case studies with treatment strategies are presented in words and pictures.

New in the fifth edition:

- New clinical entities from important specialties: musculo-skeletal system (achillodynia), gynecology (endometriosis), metabolism (angioedema), neurology (Tourette syndrome).
- More case studies: glioblastoma, pinealoma, meningioma, adrenogenital syndrome.

Of interest to:

Physicians and naturopathic practitioners who use or are learning TCM/acupuncture



Weinschenk, S. (ed.):

Guide Neural Therapy

Handbuch Neuraltherapie

1st Edition 2010, ISBN 978-3-437-57020-9; € 74,95

The comprehensive work on neural therapy

Neural therapy influences bodily regulation in a non-specific way. It is particularly suitable for treatment of functional disorders. When performed carefully, neural therapy is effective and carries little risk. Appropriate training is required in order to perform it correctly.

This Guide describes all facets of the subject, reflecting the wealth of experience of the best neural therapists. The reader will discover everything about the method, its indications, and particular features.

Of interest to:

Physicians using naturopathic methods, acupuncturists



Garten, M.:


Textbook Applied Kinesiology. Muscular Function – Dysfunction – Therapy

Lehrbuch applied Kinesiologie. Muskelfunktion – Dysfunktion - Therapie

2nd Edition October 2011, ISBN 978-3-437-56851-0, € 139,-

Fundamentals and practical implementation of AK

Basic techniques of AK are presented, together with fundamentals of physiology, functional anatomy, neurology, and biochemistry. The reader finds out the essential facts of muscular diagnosis and treatment



(e.g., acupuncture, trigger point therapy, and muscular energy techniques) and the most important strategies for treating systemic disorders.

Emphasis is placed on manual techniques in AK, the fundamentals of muscle function and dysfunction, and therapy.

New in the second edition:

- Completely revised and updated to include the latest advances
- Full-color layout and figures
- Improved makeup for an even better overview.

Of interest to:

Students and practicing therapists in AK; physicians, naturopathic practitioners, and physiotherapists who use manual therapy

Dobler, G.:

Kinesiology in Naturopathic Practice. Tests and Correction of Health Disorders

Kinesiologie für die Naturheilpraxis. Tests & Korrekturen gesundheitlicher Störungen

3rd Edition November 2011, ISBN 978-3-437-55503-9, € 59,95

Kinesiologic treatment – efficient and safe

Thanks to its holistic approach, which includes consideration of the point of view of acupuncture (relationships between organs and meridians), orthomolecular medicine (influence of nutrients and biologically active substances), and neural therapy (fields of disruption), kinesiology fits in well with naturopathic practice.

- Flow charts for diagnosis and treatment show what is most important.
- Current diagnostic and therapeutic concepts are presented.
- Numerous figures support comprehension.


New in the third edition:

- Revised graphics on modes, further differentiation of test methods
- Extensive revision and expansion of the chapter, „Craniosacral corrections“
- Expansion of the appendix to include a table on „Diagnosis and treatment with the aid of biologic-medical kinesiology“
- Improvements of the workbook for even more practical relevance.

Of interest to:

Naturopathic practitioners, physicians certified in naturopathic medicine





A selection of published and forthcoming titles from Elsevier Germany 2011
Contact: Cathrin Korz [c.korz@elsevier.com]

Beer, A.M., Adler, M. (eds.):

Guide Naturopathic Treatment Methods in an Office-Based Setting

Leitfaden Naturheilverfahren – für die ärztliche Praxis

1st Edition November 2011, ISBN 978-3-437-56103-0, € 39,95

Current methods and treatment options: briefly, concisely, relevant to practice

The entire spectrum of naturopathic treatment methods, to refresh memory or for quick reference in everyday practice.

- Fundamentals and implementation of the five classic treatment approaches and other methods, e.g. elimination methods, electro- and ultrasound therapy, neural therapy, acupuncture, homeopathy
- Section on indications, with specific, tried-and-true treatment options for successful therapy of the most important disorders
- The section on indications covers disorders of the heart, respiratory organs, metabolism, locomotor apparatus, urinary tract, female genitalia, GI tract, integument, nervous system, and oncologic, dermatologic, ENT and eye conditions.
- User-friendly presentation for quick localization of information.



Of interest to:

Physicians using naturopathic methods, naturopathic practitioners

Wabner, D., Beier, C. (eds.):

Aroma Therapy. Fundamentals, Modes of Action, Practical Application

Aromatherapie. Grundlagen, Wirkprinzipien, Praxis


2nd Edition November 2011, ISBN 978-3-437-56991-3, € 54,95

The factual basis of aroma therapy

Pharmacological and chemical fundamentals, including chemical classification and sites of action of volatile oils and the various ways to use them are the subject of this book.

More than 150 profiles of volatile oils, hydrolates, and fatty oils - each with properties, components, modes of action, and forms of application - ensure a thorough overview.

- Includes therapy recommendations and tested formulations for important conditions.




New in the second edition:

- New plant profiles
- 65 full-color figures
- Completely updated references.

Of interest to:

Physicians using naturopathic methods, naturopathic practitioners



A selection of published and forthcoming titles from Elsevier Germany 2011
Contact: Cathrin Korz [c.korz@elsevier.com]

Luang, Q., Hummelsberger, J.:

Diabetes Treatment with Chinese Medicine

Diabetesbehandlung mit chinesischer Medizin

1st Edition October 2011, ISBN 978-3-437-58370-4, € 69,95

Chinese medicine as ancillary treatment of diabetes mellitus

This book gives comprehensive, practical information on the treatment options available in Chinese medicine for successful supplementary treatment of patients with diabetes mellitus in addition to basic therapy by Western methods.

Complications of and disorders consequent upon diabetes, prevention, specific kinds of therapy, such as herbal remedies or acupuncture - the entire spectrum is covered.

Case studies, common tongue findings in patients with diabetes etc. enable the best possible treatment of patients.

The dual authorship from both Eastern and Western points of view ensures a high degree of objectivity.



Of interest to:

Physicians and naturopathic practitioners who use TCM

Nursing Highlights

Huch, R., Jürgens, K.:

Man Body Disease

Mensch Körper Krankheit

6. Edition June 2011, ISBN 978-3-437-26792-5, €52,95

Inside the human body


How does the human body work? Why does it become ill? And what happens inside the sick body?

Competent answers to all these questions are demanded by trainees in ancillary medical professions. This classic textbook covers:

- all the essential facts of human anatomy,
- closely interrelated with physiological processes,
- the most common diseases, and
- the corresponding pathological changes in organs and functions,
- oriented along current German nursing guidelines and the latest curriculum requirements.

New in the sixth edition:

- Content completely revised and updated,
- Many new figures,
- New, modern layout.



Of interest to:


Students of preventive health care, general nursing, geriatric nursing; nursing instructors; students of all ancillary medical professions; naturopathic practitioners

Porjalali, S.:

Study Cards Anatomy and Physiology

Lernkarten Anatomie & Physiologie

3. Edition June 2011, ISBN 978-3-437-26005-6, €26,95



These study cards make passing anatomy exams a snap!

Over 180 study cards make it easy to learn and retain the essentials of these basic subjects. Review questions, fill-in-the-blanks texts, and about 75 figures give optimum support - also ideal for studying en route, while waiting, etc.

Of interest to:

Students of preventive health care and students of general, pediatric, or geriatric nursing

Checklists Internal Medicine. Disease Entities for Nurses and Ancillary Medical Professionals

Checklisten Innere Medizin. Krankheitslehre für Pflege-& medizinische Fachberufe

1st Edition Octboer 2011, ISBN 978-3-437-27635-4, € 25,95

At a glance: Identification of disease and correct procedure

Clinical pathology plays an important role in training, but who can apply it all later in everyday clinical practice? What were all those causes and symptoms of renal failure again? How do you diagnose and treat asthma? What must be considered in nursing procedures?

All you need to know, in a nutshell, at a glance:

- Causes, symptoms, diagnosis, treatment, nursing aspects of the most important disease entities from A to Z.

Quickly and without long-winded explanations, nurses and caregivers will find all pertinent information at their fingertips.

Of interest to:

Wellness and nursing personnel, caregivers, trainees in nursing professions

Schäfer, S., Kirsch, F., Scheuermann, G., Wagner, R.:

Specialized Nursing Mechanical Ventilation


Fachpflege Beatmung

6th Edition October 2011, ISBN 978-3-437-25184-9, € 41,95

Fundamentals and specialized knowledge for nurses

Mechanical ventilation is a central topic in the ICU, but an increasing number patients on ventilation is also being cared for at home. This reference book





A selection of published and forthcoming titles from Elsevier Germany 2011
Contact: Cathrin Korz [c.korz@elsevier.com]

provides all the needed background information, making it an ideal companion during specialty nurses' training in anesthesiology and intensive medicine.

New in the sixth edition:

- Mechanical ventilation with NAVA
- Management of delirium
- Ambulation with patients on ventilation
- More detailed chapter on „Mechanical ventilation at home“

Of interest to:

Nursing personnel in the ICU

Langanki, D.:

Taking Care of Your Baby. Everything Parents Need to Know

Babypflege. Alles, was Eltern wissen müssen

2nd Edition October 2011, ISBN 978-3-437-27921-8, € 19,95

The perfect companion for the first weeks after birth

It won't be long now: Your belly is huge, the crib is in place, and all preparations have been made. But how do you take care of a newborn infant? How should the baby be bathed, carried, dressed and undressed, and diapered?

All the answers are contained in this book. Step by step and with a wealth of serial pictures, it explains how to take care of an infant during the first few weeks after birth.

As a pediatric nurse and expert in infant nursing, the author is thoroughly familiar with the problems of young parents.

New in the second edition:

- Special case: dysplasia of the hip joint
- Baby massage and modern carrying devices.

Of interest to:

Expectant parents

Beyschlag, R.:

Exercises and Easy Games for the Elderly. For Instructors in Support Centers, and Meeting Points, and Organizations for the Elderly


Altengymnastik und kleine Spiele. Anleitung für Übungsleiter in Einrichtungen der Altenhilfe, Begegnungsstätten und Verbänden

10th Edition November 2011, ISBN 978-3-437-27721-4, € 24,95

Agility in old age

Physical activity has a positive effect on body and mind - and elderly persons in particular benefit by it. It helps them maintain their mobility, stay in contact with others, improve memory performance, and prevent





A selection of published and forthcoming titles from Elsevier Germany 2011
Contact: Cathrin Korz [c.korz@elsevier.com]

age-related illnesses. For this reason, nearly all rest homes and centers for the elderly provide exercise classes.

Most of the exercise classes are led by people who have no formal training in physiotherapy or psychogerontology.

This book addresses such instructors with:

- clear descriptions of the exercises
- exercises for autonomous, active participants as well as bedridden elderly patients
- suggestions for precise allocation of time and variation in the exercise program
- numerous explanatory photographs.



Of interest to:

Geriatric caregivers, exercise instructors for the elderly

Eichenseer, B., Grässel, E.:

Activation Therapy for Patients with Dementia. MACS: Motoric - Applicable to Everyday Life – Cognitive - Spiritual

Aktivierungstherapie für Menschen mit Demenz. MAKs: Motorisch – alltags-praktisch - kognitiv – spirituell

1st Edition September 2011, ISBN: 978-3-437-28020-7, € 41,95

Help for patients with dementia

The **MACS** therapy handbook is tailored to the needs of patients with dementia. It addresses professional or volunteer workers in the area of geriatric care. Family members who take care of a dementia patient at home will also find the modularly constructed activities useful.



The purpose of MACS therapy is to help dementia patients with mild to moderate limitations to maintain their intellectual, physical, and spiritual functions. It may be implemented in an in-hospital, day-care, or outpatient setting.

MACS consists of four treatment components: motoric, everyday-practical, cognitive, and spiritual activation. The reader is provided with specific instructions for practical exercises for indoors and outdoors, recipes, and handicrafts, as well as standard exercises for memory training.

With regard to thank-you, friendship, zest for life, and events in the church calendar, the book contains special activation modules on each of these topics.

Of interest to:

Professional and volunteer workers in geriatric care: nursing personnel, ergotherapists, social workers, physiotherapists, psychologists, and psychogerontologists

Health Care Professional Highlights

Rollett, B., Kastner-Koller, U.:

Autism: A Practical Approach for Parents, Educators, Preschool Teachers, and Therapists

Praxisbuch Autismus für Eltern, Erzieher, Lehrer & Therapeuten

4. Edition 2010, ISBN 978-3-437-44406-7, € 40,95



All the important facts on autism.

Early recognition and early educational support are the keys to successful therapy of autistic disorders. With this book, experienced authors provide parents and therapists with a practice-oriented guide: in-depth explanations of causes, symptoms and diagnosis, description and evaluation of various therapy approaches, aids to establishment of bonding, as well as support programs and case studies.

Parents and therapists will discover a wealth of practical tips and exercises for everyday family life and therapy!

New in the fourth edition:

- New chapter on „Intervention in case of inappropriate behavior“
- Comparative development of autistic and normal children
- Integration of the autistic child in pre-school and elementary school
- Expansion of the topic Asperger autism

Of interest to:

Speech therapists

Orth, H.:

The Child in Vojta Therapy. A Companion Book for Hands-On Application

Das Kind in der Vojta-Therapie. Ein Begleitbuch für die Praxis

2. Edition May 2011, ISBN 978-3-437-46941-1, € 30,95


The child in Vojta therapy—what you need to know!

The author, Heide Orth, draws on her many years of experience as a therapist and instructor in order to explain the motoric development of children in the first year of life as well as for diagnosis and treatment of children with movement disorders. The content is presented in clear language, supported by expressive drawings. Not only the principles of Vojta therapy, but also its prerequisites and framework requirements are discussed.

New in the second edition:

- Figures on postural reactions with additional remarks on indications
- Additional recent literature on the subject and expanded glossary
- New insights on cooperation among therapists, parents, and children.





A selection of published and forthcoming titles from Elsevier Germany 2011
Contact: Cathrin Korz [c.korz@elsevier.com]

Of interest to:

Pediatric physiotherapists, pediatricians; physiotherapy students; parents

Földi, M., Földi, E.:

Földi's Textbook of Lymphology for Physicians and Lymphedema Therapists

English Language!

3rd Edition 2011, ISBN 978-0-7234-3646-1, € 160,-

Quintessential lymphology


This highly regarded classic puts together all aspects of lymphology in a complete and well-organized fashion.

- anatomy and physiology of the lymphatic system
- causes, diagnosis, therapy, and course of all lymphatic disorders
- technique, mode of action, and implementation of Complex Physical Decompression Therapy (CPDT)
- 750 color figures.

The new, third edition has been completely updated and expanded.

Of interest to:

Physiotherapists, masseuses, internists



Földi, M., Strößenreuther, R.:

Fundamentals of Manual Lymphatic Drainage

Grundlagen der manuelle Lymphdrainage

5th Edition August 2011, ISBN: 978-3-437-45364-9, € 20,95



A gentle push here, slight pressure there, visible decongestion

How and why the typical maneuvers work is well established, and this volume of the Yellow Series summarizes it briefly and concisely. This completely updated textbook is tailored specifically to the needs of students of physiotherapy and massage training. It gives a clear presentation of:

- the lymphatic system - fundamentals of anatomy and physiology, and
- sequential treatment - fundamentals, effects, and implementation of manual lymphatic drainage.

Manual lymphatic drainage treatment is illustrated with excellent photographs of the individual maneuvers - an ideal introduction and a helpful reference for treatment of localized disorders of lymphatic flow.

The fifth edition has been completely revised and updated.

Of interest to:

Physiotherapy students, massage trainees, physiotherapists

Peters, O., Runggaldier, K.:

Algorithms in Emergency Services. The 28 Most Important Emergencies

Algorithmen im Rettungsdienst. Die 28 wichtigsten Notfälle

4th Edition November 2011, ISBN 978-3-437-45463-9, € 25,95

Quality and safety

Never at a loss, no matter when or where:

- quick access to professional orientation
- practice-tested, evidence-based courses of action
- safe, high-quality, and cost-effective management of emergencies.



These are the advantages of the algorithms and basic information on the 28 most common emergencies, or the ones perceived as most challenging, presented in this book. Together, they account for more than 95 percent of emergency sorties.

Optimum support:

- better analysis of difficult situations
- initial emergency care of patients according to current standards of emergency medicine.

New in the fourth edition:

- resuscitation guidelines according to ERC 2010
- updated algorithms and drugs according to latest recommendations
- information on introduction of algorithms in emergency services.

Of interest to:

Paramedics, emergency medical technicians, emergency physicians, administrators of emergency services

Flake, F., Runggaldier, K.:

60 Cases Emergency Calls. 60 Cases - 60 Solutions

60 Fälle Rettungsdienst. 60 Fälle – 60 Lösungen

2nd Edition November 2011, ISBN 978-3-437-58370-4, € 69,95

True to life

This book will expand the reader's experience horizon!

Typical case studies taken from experience illustrate how to approach an actual emergency situation in a consistent, problem- and goal-oriented manner. The depicted realistic scenarios provide a sort of „movie in the mind“, as well as cross section through all the important aspects of training.

Successful learning is guaranteed, thanks to:

- study-friendly case workups
- detailed commentaries
- optimum combination of theory and practice.



Corresponds to the ERC guidelines 2010.

These real-life cases are unique in a practical textbook, and therefore highly recommended.

Of interest to:

Paramedics, emergency medical technicians in training and practice

SPEECH THERAPY

Schindelmeiser, J.:

Anatomy and Physiology for Speech Therapists


Anatomie und Physiologie für Sprachtherapeuten

2. Edition 2010, ISBN 978-3-437-48071-3, € 49,95

Written with the needs of speech therapists in mind

All the essential anatomy and physiology needed by professionals in speech, speaking, voice, and deglutition therapy - compounded into a single volume! In accordance with German curriculum guidelines for speech therapists and remedial speech teachers, excellently edited for didactic presentation, learning goals, clinical references, maxims etc. In the second edition, figures have been modified and even more clinical references added.

The ideal way to bridge the gap between theoretical knowledge of anatomy and practical application, including exams!



Schindelmeiser, J.:

Neurology for Speech Therapists

Neurologie für Sprachtherapeuten

2. Edition November 2011, ISBN 978-3-437-48460-5, € 49,95

Siegmüller, J., Bartels, H.:

Guide Language Speech Voice Swallowing

Leitfaden Sprache, Sprechen, Stimme, Schlucken

3rd Edition July 2011, ISBN 978-3-437-47782-9, € 49,95



The standard work for exams and practical application

This concise reference book focuses specifically on language, speech, voice, and deglutition therapy. One look into this Guide is enough to locate the sought information from all these disciplines - from linguistics and speech therapy through medical aspects and psychology.

From a practical standpoint:

- it unites symptoms, diagnosis, and therapy of all relevant disorders,
- it refers to diagnostic and therapeutic standards, and
- it covers rare disorders and syndromes.

New in the third edition:

- completely updated,

- in-depth revision of certain chapters: Articulation disorders, Genetic syndromes, Dementia, Dysphagia,
- new chapters: Developmental neurophysiology, Overlap therapy, Clinical reasoning.

Of interest to:

Speech therapists and remedial speech instructors in training and after certification; prescribing physicians

Bartolome, G., Schröter-Morasch, H. (eds.):

Swallowing Disorders. Diagnosis and Rehabilitation

Schluckstörungen. Diagnostik & Rehabilitation

4. Edition 2010, ISBN 978-3-437-47161-2, €72,95

The standard work on dysphagia / deglutition disorders

This widely-used standard work unites contributions from a wide range of specialized societies of physicians and therapists concerned with the symptom complex of swallowing disorders:

- Clinical and practical aspects of the disease entities,
- Detailed case-history questionnaires and examination protocols,
- Clinical, (video)endoscopic, radiologic, and manometric diagnosis,
- Functional dysphagia therapy (FDT) with numerous practical cases and comparison of treatment methods (evidence-based medicine),
- Overview of surgical interventions in swallowing disorders.



Now in the fourth, revised edition, featuring more color and colored anatomic illustrations.

Of interest to:

Speech therapists in practice and training; ergotherapists; physicians specialized in ENT, neurology, phoniatrics, radiology, or gastroenterology

Kannengieser, S.:

Speech Development Disorders. Fundamentals, Diagnosis, and Therapy

Sprachentwicklungstörungen. Grundlagen, Diagnostik und Therapie

1. Edition 2009, ISBN 978-3-437-48350-9, € 63,95




At last: A comprehensive textbook on disorders of speech development

What is normal speech development? When may speech development in a child be considered to deviate from the norm? What are the symptoms? This is the first textbook to explain fundamentals, diagnosis, and therapy of speech development disorders in a systematic and practice-oriented way, comprising all linguistic levels:

- phonology,
- lexical semantics,
- morphosyntax,
- pragmatic approach.

In addition, the topics of impairment of speech comprehension and auditory perception as well as early therapy are included. Exceptionally clear structure: Each



A selection of published and forthcoming titles from Elsevier Germany 2011
Contact: Cathrin Korz [c.korz@elsevier.com]

chapter is divided into fundamentals, development, clinical presentation, diagnosis, and therapy. Speech Development Disorders fills a gap in training and practice of speech therapy!

Of interest to:

Speech therapists, linguists, and remedial teachers in training and practice, pediatricians

Beushausen, U., Grötzbach, H.:

Evidence-Based Speech Therapy. Fundamentals and Implementation

Evidenzbasierte Sprachtherapie. Grundlagen und Praxis

1st Edition October 2011, ISBN 978-3-437-44476-0, € 54,95

Successful work based on evidence

This is the first and only book to incorporate evidence-based approaches in speech therapy. With a view to actual practice, it explains the integration of research methods and study designs in everyday work, illustrated by many cases. Each chapter is provided with study goals, exercises, and answers, enabling all actively practicing speech therapists to successfully complete the private course.

The following questions are emphasized:

- What does evidence-based mean in speech therapy?
- What kind of tools is available in research and office-based practices?
- How can I interpret research results?
- What are the possibilities and limitations of evidence-based procedure?

A future-oriented book, because quality assurance in speech therapy is sure to become an unavoidable topic.

Of interest to:

Speech therapists, linguists



Frey, S. (ed.):

Pediatric Dysphagia Management. A Multidisciplinary Challenge

Pädiatrisches Dysphagiemanagement. Eine multidisziplinäre Herausforderung

1st Edition October 2011, ISBN 978-3-437-48750-7, € 49,95


Practice-relevant and well-founded

Fundamentals, diagnosis, and therapy of dysphagia in children for therapists, physicians, pediatric nurses, kindergarten teachers, and professionals in related fields - for the first time with actual practice in mind and substantiated in a single work!

This book informs about:

- anatomy and physiology of structures involved in swallowing
- breast-feeding an infant with special needs
- neurologic aspects of swallowing
- etiologies of pediatric dysphagias
- differentiation between oropharyngeal and esophageal dysphagia and feeding disorders in infancy





A selection of published and forthcoming titles from Elsevier Germany 2011
Contact: Cathrin Korz [c.korz@elsevier.com]

- clinical, endoscopic, and radiologic diagnosis of swallowing
- management of pediatric dysphagia
- weaning from enteral tubes.

The multidisciplinary team of authors passes on its experience with pediatric dysphagias in a highly competent way.

Of interest to:

All professionals involved in practical speech therapy

Veterinary Medicine Highlights

Bruder, A.:

VetBASICS Cardiology in Dogs and Cats

VetBASICS Kardiologie bei Hund und Katze

1st Edition September 2011, ISBN 978-3-437-57330-9, € 39,95

The shortcut to becoming a heart expert

Passing on practical experience - VetBASICS Cardiology in Dogs and Cats renders cardiology understandable, without going into too much detail.

In typical BASICS style, fundamentals, important diagnostic findings, and treatment are presented in a structured way on facing pages.

Supplemented by practice-relevant typical case studies, VetBASICS gives a comprehensive overview, making it an ideal introduction to the field.

The book is readily understandable, arranged in a reader-friendly way, and contains a wealth of figures.



Of interest to:

Small animal veterinarians and their assistants; veterinarians with mixed practices, students of veterinary medicine